


Singapore Longitudinal Early Development Study (SG LEADS)



Panel Survey Wave 1

Technical Report 13

Documentation for School Enrolment and Expectations

Lee Jia Jin Kristy, Wei-Jun Jean Yeung

National University of Singapore

1 March 2024

Documentation for Child Questionnaire, Section E: School Enrolment and Expectations

This section contains caregiver-reported information on children’s schooling in the year 2018 to 2019, such as the type of school program in which their child was enrolled, time spent in school, class size, name of school operator, subsidies and out-of-pocket school expenditure, and enrolment in special education or early intervention programs. This section also contains caregivers’ reported involvement in their child’s school activities, such as homework supervision and participation in parent-teacher meetings, as well as their educational aspirations for their child. The documentation for this section includes a description of information available to users, summary statistics to illustrate broad patterns of school enrolment in the sample, and an identification of potential data issues.

1. School Enrolment (Question E1)

Description. Question E1 asked about the type of school or program in which the child was enrolled at the point of data collection (2018–2019). Caregivers’ responses are summarized in **Table 1**, which depicts the frequency distribution of school enrolment in the overall sample. **Table 2** shows the age distribution of children who were not enrolled in any program. **Figure 1** illustrates the percentages of day care use among children aged under two years (infancy), and **Figure 2** illustrates the percentages of school enrolment among children aged two years and above. All percentages have been adjusted using child-level sampling weights.

Table 1. Summary Statistics for School Enrolment in the Overall Sample

School Enrolled	N (Weighted %)
Infant care centre	90 (1.66%)
Child care centre or nursery school	1,847 (38.14%)
Kindergarten	1,203 (23.97%)
Primary one (i) mainstream schooling (ii) home schooling	419 (8.47%)
Not in any program	1,445 (27.72%)
Missing	1 (0.04%)
Total	5,005 (100%)

Table 2. Age Distribution of Children Who Were “Not in Any Program”

Age Group	N (Weighted %)
Under two years	1,008 (70.11%)
Two to under four years	390 (26.62%)
Four to under five years	24 (1.65%)
Five to under seven years	23 (1.62%)
Total	1,445 (100%)

Figure 1. Day Care Use Among Children Aged Under Two Years Old (N = 1,225)

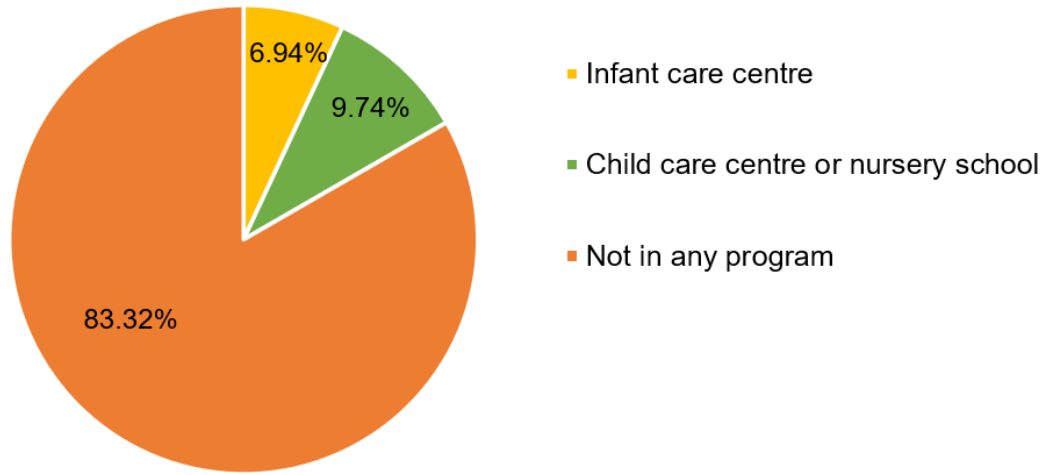
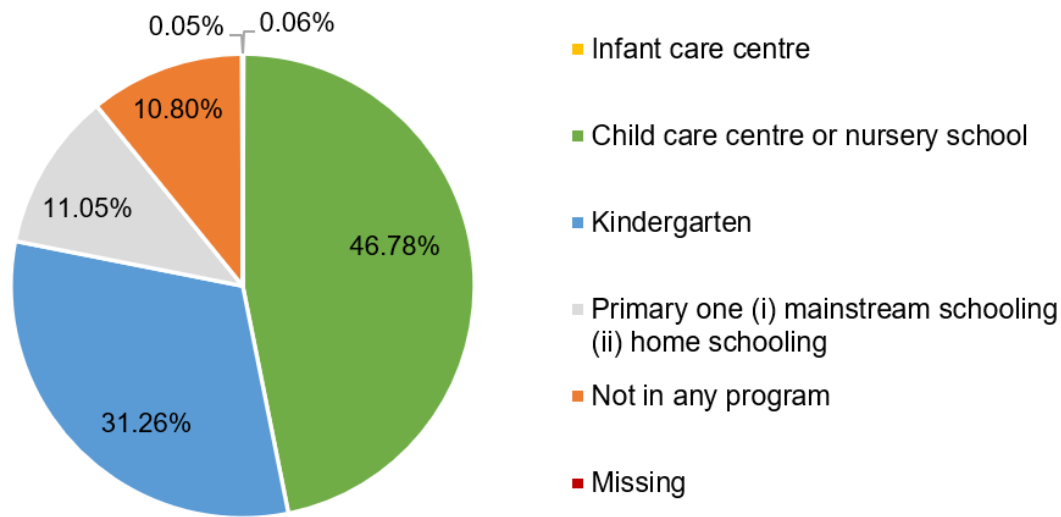


Figure 2. School Enrolment Among Children Aged Two Years and Above (N = 3,780)



Note. Four children (0.06%) were reported to be enrolled in infant care centres despite not meeting age requirements for infant care (i.e., ≤ 18 months).

Data Alert. Users should note that caregivers may confuse Kindergarten as a *schooling level* with Kindergarten as a *service model*. The service model Kindergarten refers to a half-day program focused on providing education for children typically aged three years and above, as opposed to Child Care Centre, which provides a combination of learning support and full-day care services such as meals, shower, and nap time for children aged between 18 months and six years old. For details on the Early Childhood Development Agency’s (ECDA) licensing standards, please refer to <https://www.ecda.gov.sg/parents/choosing-a-preschool/choosing-a-preschool-for-your-child>. The schooling level Kindergarten (K1 or K2) refers to the label for children who turn five or six years old in the year enrolled.

This issue is exemplified in two ways. First, caregivers indicated in Question E1 that their child (aged five or six, thus at K1 or K2 schooling level) was enrolled in Kindergarten, even though their school operator as indicated in Question E7 was a Child Care Centre (e.g., My First Skool holds licenses for Child Care Centre but not Kindergarten). Second, caregivers who indicated in Question E1 that their child was enrolled in Kindergarten also indicated in Question E4 that their child was attending a full-day program (> 6 hours), but Kindergartens only offer half-day programs (\leq 6 hours) based on ECDA's licensing standards. Both examples suggest that caregivers had reported the schooling level of their child where the school's service model should have been reported.

Another way this issue has affected the data is in the skipping logic (refer to Appendix A, E11 skipping rule), which assumed that children enrolled in Kindergarten were at K1 or K2 schooling level. This is not necessarily true as Kindergartens also cater to younger children at Pre-nursery or Nursery schooling level. The result is that questions originally intended only for children who turn five or six in the year enrolled (**Questions E12-E22**) were not skipped for children below the target age range.

2. Time Spent in School (Questions E2-4, E8-9)

Description. Caregivers whose children were attending preschool responded to questions about whether their child was attending a full- or half-day program, the time during which their child attended the program, days per week in school, and years and months of school attended. Additionally, caregivers inclusive of those whose children were attending primary school responded to questions about their child's absenteeism due to illness or injury in the current school year.

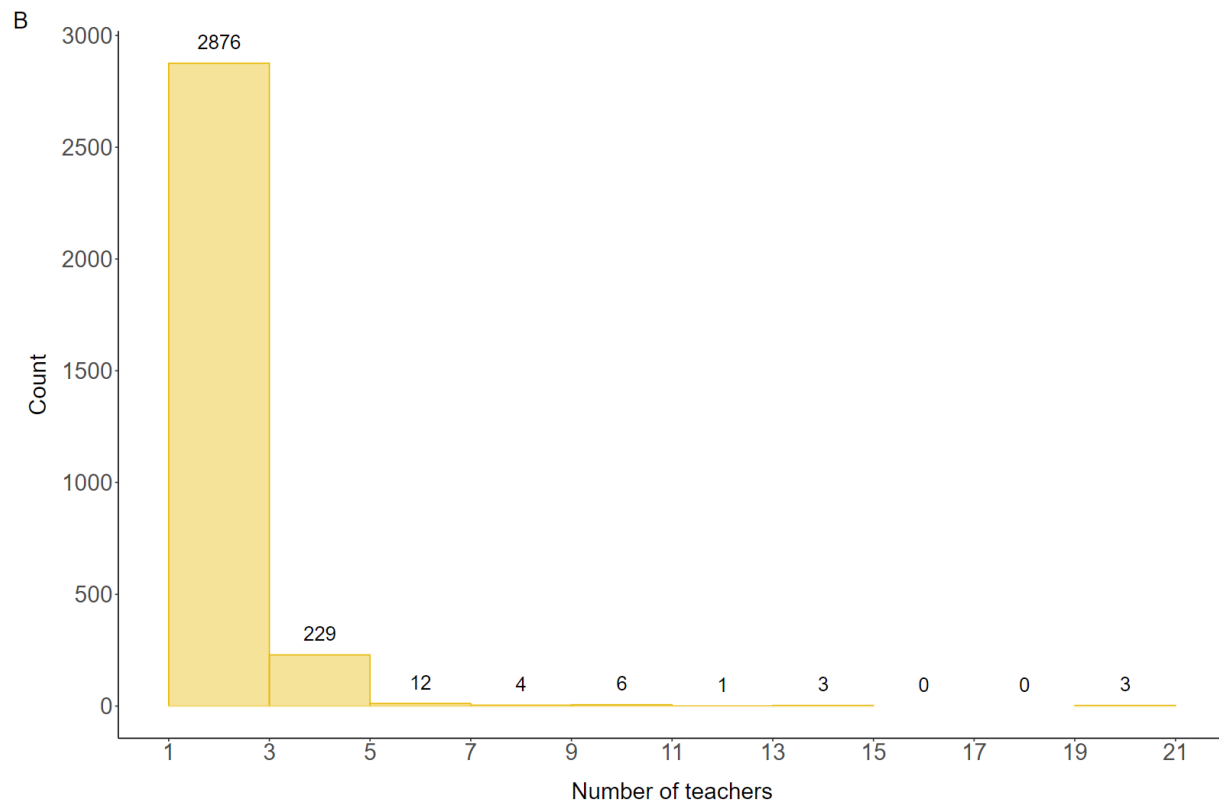
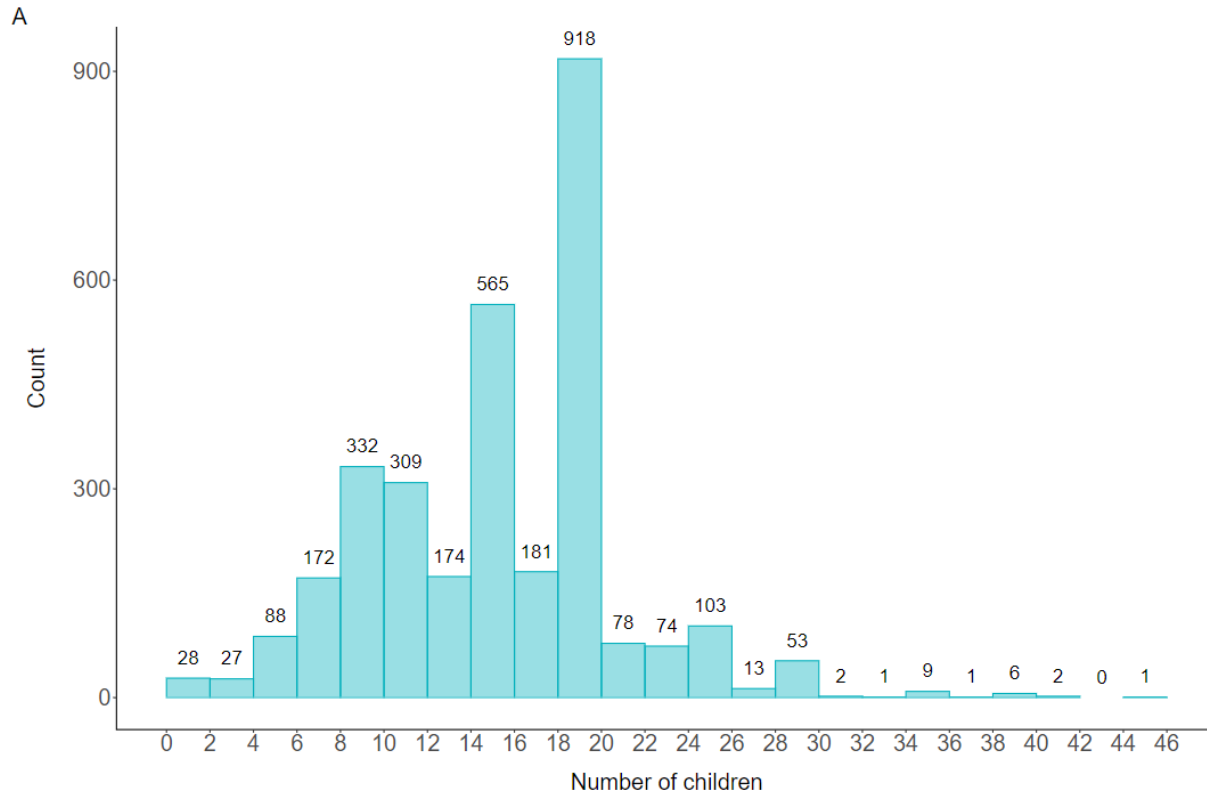
Data Alert. Users should look out for inconsistencies between caregivers' responses on full- or half-day program and their responses on start and end time. In 191 cases, caregivers indicated that their child was enrolled in a full-day program lasting less than six hours (constituting a half-day program); in another 34 cases, caregivers indicated that their child was enrolled in a half-day program lasting more than six hours and up to 12 hours (constituting a full-day program).

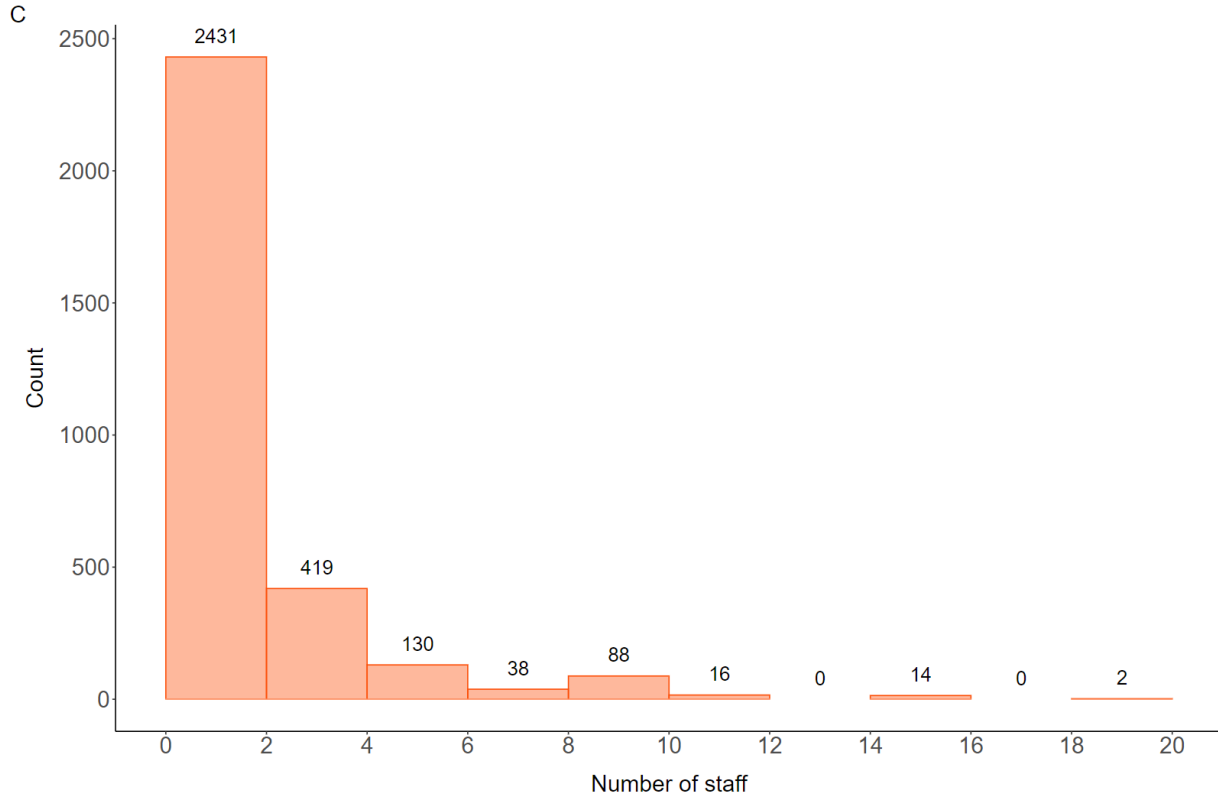
3. School Environment (Questions E5-6)

Description. Caregivers whose children were attending preschool responded to three questions about the number of children, teachers, and staff in their child's class.

Data Alert. **Figure 3A-C** illustrates the frequency distribution of numbers of children, teachers, and staff in the child's class. Users should look out for responses claiming an unusually large number of teachers or staff. Caregivers might have reported the total number of teachers and staff in school, as it is logistically improbable that a regular preschool would have more than 10 teachers or staff assigned to one class. Other unusual responses include zero children ($n = 1$) and zero staff ($n = 207$) in the child's class. We note that caregivers' understanding of "staff" could vary, as some might consider teaching staff to be represented in the number of teachers and also exclude non-teaching staff who were not exclusively "in child's class" (e.g., principal, administrators). For ECDA regulations on the *minimum* staff (teacher)-to-child ratio per schooling level, please refer to **Table 3**.

Figure 3A-C. Histograms Showing Frequency Distribution of Numbers of Children, Teachers, and Staff in Child's Class ($N = 3,141$)





Note. Four missing and “I don’t know” responses for number of classmates; seven for number of teachers; three for number of staff.

Table 3. ECDA’s Stipulated Minimum Staff-to-Child Ratios by Schooling Level

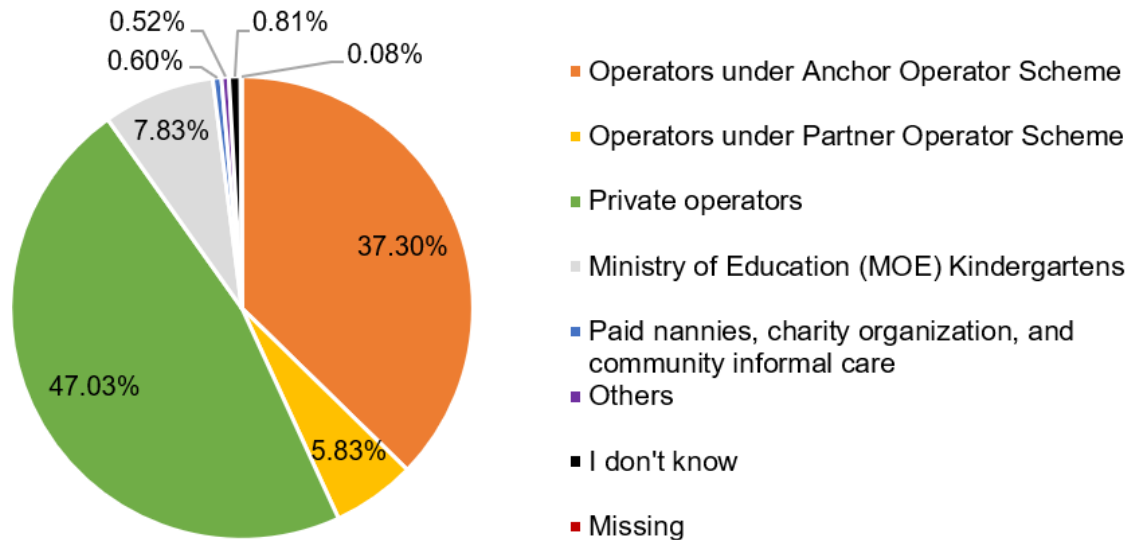
Class level (Age of Children)	Staff to Children Ratio	Staff to Children Ratio (with an additional Assistant Educarer/Teacher)
Infant (18 months and below)	1:5	Not Applicable
Playgroup (Above 18 – to below 3 years old)	1:8	1 + 1 : 12
Pre-Nursery (Children who turn 3 years old during the year enrolled)	1:12	1 + 1 : 18
Nursery (Children who turn 4 years old during the year enrolled)	1:15	1 + 1 : 20
Kindergarten 1 (Children who turn 5 years old during the year enrolled)	1:20	1 + 1 : 25
Kindergarten 2 (Children who turn 6 years old during the year enrolled)	1:25	1 + 1 : 30

Taken from <https://www.ecda.gov.sg/parents/faq/faq-for-parents>

4. School Operator (Question E7)

Description. Caregivers whose children were attending preschool responded to two questions about the broad category and name of their child’s school operator. **Figure 4** illustrates the weighted percentages of children enrolled in preschools under the Anchor Operator Scheme, preschools under the Partner Operator Scheme, Ministry of Education (MOE) Kindergartens, private school operators, and others.

Figure 4. School Operator Types Among Children Attending Preschool (N = 3,141)



Data Alert. Users should note the following incongruity in the data: A total of 115 caregivers indicated that their child was presently enrolled in MOE Kindergarten despite not meeting age eligibility requirements (at least five or six years old in the year enrolled).

5. Age of Starting Kindergarten (Question E12)

Description. Question E12 asked about the age at which children started kindergarten. This question was intended only for children at the K1 or K2 schooling level (turning five or six years old in the year enrolled) and should be skipped for children below the target schooling level.

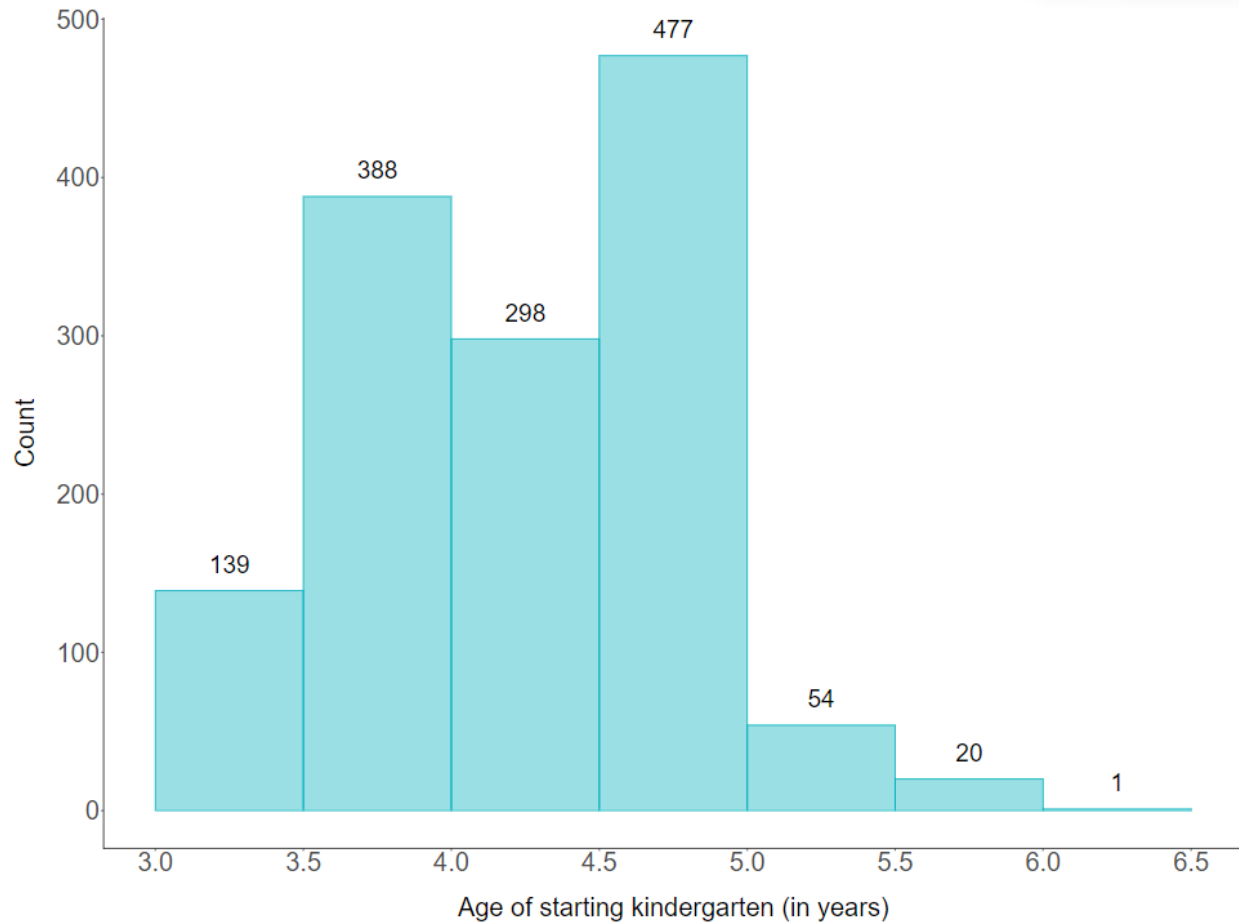
Data Alert. The skipping logic for this question erroneously assumed that children attending Kindergarten (based on caregivers’ responses to Question E1) were at K1 or K2 schooling level (refer to Appendix A, E11 skipping rule). This is not necessarily true as Kindergartens also cater to younger children at Pre-nursery or Nursery schooling level. As observed from **Figure 5**, caregivers’ responses included ages younger than the age eligibility requirements for K1 schooling level (minimally four years old, turning five in the year enrolled). Users should note that children’s age upon eligibility for K1 enrolment can be calculated using the formula:¹

$$\text{First day of MOE school calendar in Year } X - \text{Child's birth date}$$

$$\text{Where } X = \text{Child's birth year} + 5$$

¹ Children attending child care centres are promoted to the next schooling level in December, one month before the start of the new school year, as child care centres remain in operation during the December school holidays.

Figure 5. Histogram Showing Frequency Distribution of Age of Starting Kindergarten (N = 1,377)



Note. There were 48 missing responses on this variable.

6. School Type (Questions E13-14)

Description. Caregivers responded to questions about school type, including whether their child's school was a public or private school, whether their child had ever attended a private school, and whether the private school was a religious or non-religious school. These questions were intended only for children at the schooling level of K1 and above (at least five years old in the year enrolled).

7. Subsidies and Out-of-Pocket Expenditure (Questions E15-16)

Description. Caregivers responded to questions about school fees, including whether they received subsidies for their child's schooling, subsidy amount, subsidy frequency, whether they paid out of pocket for their child's schooling, expenditure amount, and expenditure frequency. These questions were intended for children at the schooling level of K1 and above (at least five years old in the year enrolled).

8. Special Education and Early Intervention (Questions E17-18)

Description. Caregivers responded to questions about their child's eligibility for special education and early intervention programs, including whether their child had ever been identified as requiring special education, whether their child had ever received special education, whether their child had ever participated in early intervention programs, their child's age at the start of early intervention, and duration of the early intervention program. These questions were intended only for children at the schooling level of K1 and above (at least five years old in the year enrolled).

9. Caregiver Involvement in School Activities (Questions E10, E19-22)

Description. Caregivers responded to questions about their involvement in their child's school activities, including whether they set rules about when and where their child should do homework, whether they checked their child's homework, and the number of times they had volunteered at their child's school or attended a parent-teacher meeting in the past year. These questions were intended only for children at the schooling level of K1 and above (at least five years old in the year enrolled).

10. Caregiver's Educational Aspirations for Their Child (Question E23)

Description. All caregivers indicated the highest level of education they expected their child to achieve, ranging from no formal schooling to a postgraduate Master's or doctoral degree.

Supporting Materials



[Appendix A](#)

Section E of Child Questionnaire with questions, response options, and skipping logic.



[Appendix B](#)

Tabularized summary of Section E, consisting of brief descriptions per variable, missingness percentages, and data alerts.

**SECTION E:
SCHOOL ENROLMENT & EXPECTATIONS**

School enrolment

- E1. Is (CHILD) **currently** in an infant care centre, child care centre, nursery school, preschool, kindergarten, or in primary school? (CHECK ALL THAT APPLY)

A. INFANT CARE CENTRE	GO TO E2
B. CHILD CARE CENTRE, NURSERY SCHOOL	GO TO E2
C. KINDERGARTEN	GO TO E2
D. PRIMARY ONE (i) Mainstream schooling (ii) Home schooling	GO TO E8
E. NOT IN ANY PROGRAMME	GO TO E23

- E2. Is the care arrangement full day or half day?

1. Full day from _____ to _____
2. Half day from _____ to _____

- E3. How many days a week does the child attend the infant care/child care centre or kindergarten?

— _____(number of days)

- E4. How long has the child been attending this centre or kindergarten?

_____ (years)_____ (months)

- E5. How many children are in (CHILD)'s class?

_____ (number of children)

- E6. How many teachers and staff are **in (CHILD)'s class**?

— E6a. _____(number of teachers)

E6b. _____(number of staff)

E7. Who/which operator is providing this care? (see list in each option)

1. Operators under Anchor Operator Scheme
2. Operators under Partner Operator Scheme
3. Private operators that are not related to the above two schemes
4. Ministry of Education Kindergartens
5. Paid nannies, charity organization, and community informal care
6. Others, please specify: _____

Anchor Partner Scheme	Partner Operator Scheme
PCF SPARKLETOTS PRESCHOOL MY FIRST SKOOL MY WORLD PRESCHOOL SKOOL4KIDZ E-BRIDGE PRE-SCHOOL	ACE @ WORK AGAPE LITTLE UNI. ALLIANCE FIRST BRIGHT JUNIORS PTE. LTD. BRIGHT KIDS BUSY BEES SINGAPORE PTE LTD CARPE DIEM HOLDINGS PTE. LTD. FAITH EDUCARE CENTRE ICHIBAN MONTESSORI JUST KIDS KIDZ MEADOW CHILDCARE AND DEVELOPMENT CENTRE LEARNING KIDZ NURTURE EDUCATION GROUP PERDAUS PERSATUAN PERMUDI ISLAM SINGAPURA (PPIS) PRESBYTERIAN COMMUNITY SERVICES (PCS) SAFARI HOUSE PRESCHOOL SPRING BRAINY KIDZ STAR LEARNERS CHILD CARE SUNFLOWER CHILDCARE GROUP THE LITTLE SKOOL-HOUSE INTERNATIONAL PTE LTD THYE HUA KWAN MORAL SOCIETY YOUNG WOMEN’S CHRISTIAN ASSOCIATION OF SINGAPORE (YWCA)

E8. During the current school year, how many days did (CHILD) miss more than half of the day from (infant care/child care centre/nursery school/preschool/kindergarten/school) because of illness?

_____ NUMBER OF DAYS

E9. During the current school year, how many days did (CHILD) miss more than half of the day from (infant care/child care centre/nursery school/preschool/kindergarten/school) because of injury?

_____ NUMBER OF DAYS

E10 RULE: See E1

IF ANSWER IS D (PRIMARY ONE) → **GO TO E10**

ALL OTHER ANSWERS → **SKIP AND GO TO E11 RULE**

E10. In the last 12 months, how many times have you participated in any of the following activities at child's school?

ENTER a number from 0 to 365, If R says "None", ENTER [0]

	Number of times
(a). Volunteered in any classroom, school office, or library?	
(b). Attended a meeting of the Parent Teacher Association (PTA) or other such organization?	

E11 (IT IS A RULE FOR E12): SEE E1

1. CHILD IS IN KINDERGARTEN 1 OR 2 (K1 OR K2) → **GO TO E12**
2. CHILD IS IN PRIMARY SCHOOL → **GO TO E13**
3. ALL OTHERS → **TURN TO E23**

E12. How old was (CHILD) in years and months when (he/she) first started kindergarten programme (K1 or K2)?

YEARS _____ MONTHS _____

E13. For this school year, is (CHILD) attending a public school, a private school, or is (he/she) attending school at home?

1. Public school → **GO TO E13a**
2. Private school → **GO TO E14**
3. Attending school at home → **GO TO E13a**

E13a. (Between starting kindergarten and now,) did (CHILD) ever attend a religious or other private school (instead of public school)?

1. Yes → **GO TO E14**
2. No → **GO TO E15**

E14. What type of private school has (CHILD) attended: a private/religious school, a private/non-religious school or both?

1. Private/religious school → **GO TO E15**
2. Private/non-religious school → **GO TO E15**
3. Both → **GO TO E14a**
4. Other (specify): _____ → **GO TO E15**

E14a. Was most of the time spent in a religious private school or a non-religious private school?

1. Religious private school
2. Private/non-religious school

E15. Has your household received any subsidies for this school?

1. Yes
2. No

E15a. How much was it?

_____Singapore dollars

E15b. (Was that:)

1. Every Month
2. Ever Year
3. Other (specify)_____

E16. How much did you pay out of pocket (not covered by government or public agency) for this school? (IF MORE THAN ONE SCHOOL, PROBE FOR MOST RECENT SCHOOL ATTENDED.)

\$_____

E16a. (Was that:)

1. Per Hour
2. Per Day
3. Per Week
4. Every Two Weeks
5. Every Month
6. Every Year
7. Other (specify): _____

Special education/Early intervention programme

E17. Has (he/she) ever been classified by the school as needing special education?

1. Yes → **GO TO E17a**
2. No → **GO TO E18**

E17a. Is (CHILD) currently in a special education class?

1. Yes → **GO TO E17b**
2. No → **GO TO E18**

E17b. Please specify the programme:

E18. Has (CHILD) ever participated in any early intervention programme such as KidSTART?

1. Yes → **GO TO E18a**
2. No → **GO TO E19**

E18a. How old was (CHILD) at the time?

_____ (AGE IN YEARS)

E18b. How long did the programme last?

_____ (YEARS) _____ (MONTHS)

Rules about homework

E19. [Self-Administered] Does (CHILD) have homework?

1. Yes → **GO TO E20**
2. No → **GO TO E23**
3. Don't know → **GO TO E23**

E20. **[Self-Administered]** Do you have rules about when (CHILD) does (his/her) homework?

1. None
2. Yes, there are rules, but child makes own choices
3. Yes, there are general rules and they are monitored
4. Yes, there are clear rules and they are enforced

E21. **[Self-Administered]** How often do you set a place where (he/she) does homework?

1. Never
2. Less than half of the time
3. About half of the time
4. Most of the time
5. All of the time

E22. **[Self-Administered]** How often do you check (his/her) homework?

1. Never
2. Less than half of the time
3. About half of the time
4. Most of the time
5. All of the time

School expectations

E23. **[Self-Administered]** How much schooling do you expect that (CHILD) will complete?

0. No formal schooling/ Pre-Primary
1. Primary
2. Secondary ('O' / 'N' levels)
3. Post-Secondary (Non-Tertiary): General & Vocational ('A' levels)
4. Polytechnic Diploma
5. Professional Qualification and Other Diploma
6. Bachelor's and Equivalent
7. Postgraduate Diploma/ Certificate (Excluding Master's and Doctorate)
8. Master's and Doctorate or Equivalent

Appendix B: Summary of Section E (School Enrolment and Expectations)

Domain	Question No.	Variable Label	Description	Missing (N, %) ¹	Data Alert
School Enrolment	E1	CB_E1_COMBINED_W1	Type of school or program in which the child was enrolled	1 (0.02%)	1. Caregivers indicated that their child was enrolled in Kindergarten (E1), even though their school operator (E7) was a Child Care Centre and not a Kindergarten [e.g., My First Skool; N = 95]. 2. Caregivers indicated that their child was attending a full-day program (E2) in Kindergarten (E1), but Kindergartens only offer half-day programs based on ECDA's licensing standards [N = 730].
	E2	CB_E2_W1	Full- or half-day program	3 (0.06%)	1. Caregivers indicated that their child was enrolled in a full-day program lasting less than six hours (constituting a half-day program) [N = 191]. 2. Caregivers indicated that their child was enrolled in a half-day program lasting more than six hours and up to 12 hours (constituting a full-day program) [N = 34].
	E2	CB_E2_A_FROM_W1	Start time of program	3 (0.06%)	1. Three caregivers provided unusually short program durations (< 1 hour). 2. Oddly precise start and end time (e.g., 8:28; 13:01).
	E2	CB_E2_A_TO_W1	End time of program	3 (0.06%)	
	E3	CB_E3_DAYS_W1	Days per week in school	3 (0.06%)	NIL
	E4	CB_E4_YEARS_W1	Years of school attended	3 (0.06%)	NIL
	E4	CB_E4_MONTHS_W1	Months of school attended	3 (0.06%)	NIL
	E8	CB_E8_DAYS_W1	Days absent from school due to illness	57 (1.14%)	NIL
	E9	CB_E9_DAYS_W1	Days absent from school due to injury	57 (1.14%)	NIL
Time Spent in School	E5	CB_E5_CHILDREN_W1	Number of children in class	3 (0.06%)	One caregiver indicated that there were no children in their child's class.
	E6a	CB_E6_TEACHERS_W1	Number of teachers in class	3 (0.06%)	Responses included an upper range of 10-20 teachers and staff in child's class, which is logistically improbable in a regular preschool.
	E6b	CB_E6_STAFF_W1	Number of staff in class	3 (0.06%)	3 (0.06%)
School Environment	E7	CB_E7_W1	School operator type	3 (0.06%)	Caregivers indicated that their child was enrolled in MOE Kindergarten despite not meeting age eligibility requirements (at least five or six years old in the year enrolled) [N = 115].
	E7	CB_E7_SPECIFY_W1	Other operator - Specify name	0 (0%)	NIL
	E7	CB_E7_A_SPECIFY_W1	Operator under Anchor Partner Scheme - Specify name	1 (0.02%)	NIL
	E7	CB_E7_B_SPECIFY_W1	Operator under Partner Operator Scheme - Specify name	1 (0.02%)	NIL
School Operator	E11	CB_E11_W1	Whether child was enrolled in Kindergarten 1 or 2, Primary School, or none	0 (0%)	Various inconsistencies with child's schooling level based on their birth year: 1. Child should be attending Primary School but was classified as Kindergarten 1 or 2 or None instead (N = 9). 2. Child should be in Kindergarten 2 but was classified as Primary School instead (N = 3). 3. Child should be in Nursery but was classified as Kindergarten 1 or 2 instead (N = 36). 4. Child should be in Kindergarten 1 or 2 but was classified as None (N = 6).
	E12	CB_E12_YEARS_W1	Child's age in years at the start of Kindergarten 1 or 2	48 (0.96%)	Responses included ages younger than the age eligibility requirements for K1 schooling level (minimally four years old, turning five in the year enrolled).
	E12	CB_E12_MONTHS_W1	Child's age in months at the start of Kindergarten 1 or 2	48 (0.96%)	
Child's Age Upon Starting Kindergarten	E13	CB_E13_W1	Whether child attended public school, private school, or home schooling	44 (0.88%)	1. Due to problems with the skipping logic (E11), questions originally intended for children who turn five or older in the year enrolled were not skipped for children below the target age range.
	E13a	CB_E13_A_W1	Whether child had ever attended a private or religious school	44 (0.88%)	2. Two cases (291003CHLD1, 302033CHLD1) did not observe the skipping rule: Caregivers indicated that their child was not enrolled in school (E1) but responded to all questions about school.
	E14	CB_E14_W1	Type of private school attended - religious or non-religious	44 (0.88%)	
School Type	E15	CB_E15_W1	Whether the family received school subsidies	45 (0.90%)	1. Due to problems with the skipping logic (E11), questions originally intended for children who turn five or older in the year enrolled were not skipped for children below the target age range.
	E15a	CB_E15_A_SGD_W1	Amount of school subsidies in SGD	45 (0.90%)	
	E15b	CB_E15_B_W1	Frequency of school subsidies	45 (0.90%)	
	E16	CB_E16_W1	Whether the family paid out of pocket for school	45 (0.90%)	2. Two cases (291003CHLD1, 302033CHLD1) did not observe the skipping rule: Caregivers indicated that their child was not enrolled in school (E1) but responded to all questions about school.
	E16	CB_E16_SGD_W1	Amount of school expenditure in SGD	45 (0.90%)	
	E16a	CB_E16_A_W1	Frequency of school expenditure	45 (0.90%)	
Financial Aspects of Schooling	E17	CB_E17_W1	Whether child had ever been identified by school as needing special education	45 (0.90%)	1. Due to problems with the skipping logic (E11), questions originally intended for children who turn five or older in the year enrolled were not skipped for children below the target age range.
	E17a	CB_E17_A_W1	Whether child was enrolled in special education	45 (0.90%)	
	E17b	CB_E17_B_SPECIFY_W1	Special education program - Specify name	0 (0%)	
	E18	CB_E18_W1	Whether child had ever participated in an early intervention program	45 (0.90%)	2. Two cases (291003CHLD1, 302033CHLD1) did not observe the skipping rule: Caregivers indicated that their child was not enrolled in school (E1) but responded to all questions about school.
	E18a	CB_E18_A_YEARS_W1	Child's age in years at the start of early intervention	45 (0.90%)	
	E18a	CB_E18_A_MONTHS_W1	Child's age in months at the start of early intervention	45 (0.90%)	
	E18b	CB_E18_B_YEARS_W1	Duration of early intervention in years	45 (0.90%)	
	E18b	CB_E18_B_MONTHS_W1	Duration of early intervention in months	45 (0.90%)	
Special Education and Early Intervention	E10a	CB_E10_A_TIMES_W1	Number of times caregiver volunteered in school in the current school year	7 (0.14%)	One case (81039CHLD1) did not observe the skipping rule: Caregiver indicated that their child was in Kindergarten (E1) but responded to questions applicable only to primary schoolers (E10a, E10b).
	E10b	CB_E10_B_TIMES_W1	Number of times caregiver attended a Parent Teacher Meeting in the current school year	7 (0.14%)	
	E19	CB_E19_W1	Whether child had homework	45 (0.90%)	1. Due to problems with the skipping logic (E11), questions originally intended for children who turn five or older in the year enrolled were not skipped for children below the target age range.
	E20	CB_E20_W1	Whether caregiver set rules about when to do homework	45 (0.90%)	2. Two cases (291003CHLD1, 302033CHLD1) did not observe the skipping rule: Caregivers indicated that their child was not enrolled in school (E1) but responded to all questions about school.
	E21	CB_E21_W1	Whether caregiver set rules about where to do homework	45 (0.90%)	
	E22	CB_E22_W1	Whether caregiver checked their child's homework	45 (0.90%)	
Caregiver Involvement in School Activities	E23	CB_E23_W1	Caregiver's educational aspirations for their child	0 (0%)	NIL

¹ Percentages were calculated using the full sample (N = 5,005).